

Measure O Citizen’s Oversight Committee Agenda

Date: August 20, 2025 from 4:00pm-6:00pm

Meeting held in-person at 1450 Neotomas Ave., Ste 200, Santa Rosa, CA 95405

and via Zoom - Public link:


<https://sonomacounty.zoom.us/j/89697902682?pwd=cSg9HFVQx9QKu8WvOg1NGbstYzW0aq.1>

Passcode: 232277 Telephone: +1 669 444 9171 Webinar ID: 896 9790 2682

	Agenda Item	Packet Item	Presenter(s)	Time (Approx.)
1.	Call to Order/Introductions/Roll Call		Committee Chair	4:00pm
2.	Opening Comments from Chair		Committee Chair	4:05pm
3.	Approve Minutes of 05/14/25 Meeting <i>ACTION ITEM</i>	DRAFT 05/14/25 Minutes	Committee Chair	4:10pm
4.	Crisis, Assessment, Prevention & Education (CAPE) Presentation		Department of Health Services Staff	4:15pm
5.	Fiscal Update for Measure O	Fiscal report	Department of Health Services Staff	4:45pm
6.	Staff Reports <ul style="list-style-type: none"> Update on Measure O projects (Jan Cobaleda-Kegler & Michael Gause) Measure O Lived Experience Seat (Alea Tantarelli) Measure O Board of Supervisor’s Ad Hoc Committee (Alea Tantarelli) Measure O NOFA Update (Alea Tantarelli) Measure O Oversight Committee Meeting Schedule (Alea Tantarelli) 		Department of Health Services Staff	5:20pm

7.	Public Comment on non-agendized items		Committee Chair	5:50pm
----	---------------------------------------	--	-----------------	--------

Committee members: Please notify Alea.Tantarelli@sonoma-county.gov if you are unable to attend. Meetings are open to the public. Persons wishing to address the Measure O Citizen’s Oversight Committee are invited to speak during the Public Comment period for each ACTION ITEM and during Public Comment on non-agendized items. For information on access for persons with disabilities, contact Department of Health Services, 1450 Neotomas Ave., Ste 200, Santa Rosa, CA 95405, (707) 565-6614



Measure O Citizen’s Oversight Committee

Meeting Minutes

May 14, 2025, from 4:00 p.m. - 6:00 p.m.

Meeting Recording: https://sonomacounty.zoom.us/rec/share/2oyTKC3PZJMhSM91JzE8_vQ4sDhNUKEb-Eh1pKMZfhRgrUhhnCvbXBxN-xllahNk.76NGJnA0r98n30bd?startTime=1747263380000

Passcode: =9%tXyBJ

Members Present:

Shirlee Zane (Chair), Ben Ford, Kevin McDonnell, Ed Sheffield
Not present: Gregory Fearon, Shannon McEntee

DHS Staff Present:

Nolan Sullivan, Director, Department of Health Services
James Alexander, Homelessness Division Director
David Evans, Section Manager, Acute and Forensic Services
Julie Elliot Gallegos, Fiscal Department Analyst
David Hiatt, Program Planning and Evaluation Analyst
April Hurd Mattos, Deputy Chief Financial Officer
Gabriel Kaplan, Assistant Director, DHS
Lynnea Mann, Chief Financial Officer
Alea Tantarelli, Health Program Manager
Liz Treacy, Administrative Aide

1. Call to Order/Introductions/Roll Call

Chair Zane called the meeting to order at 4:06 pm and welcomed everyone.

2. Opening Comments from Chair

Chair Zane expressed interest in doing as much as possible to support this committee and our community.

3. Approve Minutes of 2.5.25 (Action Item)

Attachment: Oversight Committee Minutes, 2.5.25

Action: Ben Ford moved that the minutes be approved and Ed Sheffield seconded.

4. Substance Use Disorder Expansion

Presenter: Will Gayowski, Behavioral Health Substance Use Disorder Services Section Manager, DHS

Presentation: Measure O: Oversight Committee Meeting Substance Use Disorder Expansion 5-14-25

Gayowski explained that the County has received \$18M in Opioid Settlement Funds (OSF) and \$5M has been earmarked for a NOFA that has since closed. Some \$6M is set aside for expansion. A Behavioral Health Continuum Infrastructure Program (BHCIP) grant recently awarded to DHS included a \$5M match using OSF funds. OSF funds are anticipated for approximately 15 years. Gayowski explained that Measure O, OSF and BHSA are helping the County’s SUD population.

A Drug Medi-Cal Organized Delivery System (DMS ODS) went live on December 1, 2024. It provides a full continuum of mandated treatment services, which includes data gathering and reporting. The County receives Block Grant funds to bolster Measure O. A Measure O match of \$750,000 will help fund life-saving treatments for the community.

Over the next year, there will be a treatment network expansion. DHS is proposing a 2-year contract with Muir Wood for an 8-bed facility. Three outpatient providers -- Siyan Care Corporation, Pura Vida Recovery Services and West County Health Centers -- when added to Drug Abuse Alternative Center's (DAAC) services, will also provide greater member choice and a variety of services. DAAC and the Orenda Center are expected to be available next FY with 97 beds available. A new youth residential treatment facility, expected in 2027, will offer SUD residential, mental health crisis residential, and outpatient services. The project is in its early stages, including an RFP for design and build using Measure O funding.

5. Fiscal Update for Measure O

Presenters: Nolan Sullivan, Director, DHS
Gabriel Kaplan, Assistant Director, DHS

Packet items: Introduction to New Measure O Fiscal Documents

The county, city and elsewhere are seeing unprecedented financial challenges. Expanded funding, known as the American Rescue Plan Act (ARPA) is now gone. Federal claw backs of grants have been \$6M-\$7M in Behavioral Health and Public Health. In a separate grant round, the CoC saw a 17.5% year over year reduction caused by federal reductions. Due to Proposition 1, the Mental Health Services Act (MHSA) will transition to the Behavioral Health Services Act (BHSA) in FY 25-26 and call back funds to the state. Simultaneously, this change will shift \$9.5M from MHSA programs to homelessness because the state governor is moving funds from mental health to housing. The state of CA has a \$12B deficit and federal budget changes are still expected. Change is coming, but Measure O can be a lifeline. There are 58.33 FTEs funded by Measure O. Chair Zane offered to reach out to the Board of Supervisors for help, given that its spend of General Fund dollars on health services was previously found to be low compared to other counties.

DHS is planning to push out a \$10M Notice of Funding Availability (NOFA).

DHS Fiscal created a tool to outline projected, estimated and actual spending, by year, for Measure O. In the documents presented, tax revenue and interest earned are shown as "special revenue" that is added to the fund balance. The administrative fee and operating expenditures create "special revenue expenses." DHS presented a FY 24-25 Revised Budget, which shows actual spending to organizations. An understanding of BHSA cuts may become clearer as we move forward. Additionally, Federal Financial Participation (FFP) will be reduced and DHS anticipates local impacts. The \$10M NOFA described will get funds out locally. It will be announced in the coming months.

6. Staff Reports: Update on Measure O Projects

Presenters: James Alexander, Homelessness Division Director &
David Evans, Section Manager for Acute and Forensic Services

Alexander is collecting stories about Mickey Zane clients. Fifty-five percent of its clients are over 60 and 80% of clients are over 50 years old. This older population has medical needs, security needs and food needs. Since January, DHS has placed 12 people in housing. Clients are also getting case management. Director Sullivan explained that evaluating homeless services and city partnerships is important. Measure O funding is an important funding source for this work.

Evans explained that the Mobile Support Team (MST) expansion has enabled the County to offer 24/7 services with its call center and response teams. Its partners are the City of Santa Rosa, Petaluma People Services, the City of Cotati, and the City of Rohnert Park. MST calls have increased 1000% and deployments have increased 200%.

The Crisis Stabilization Unit (CSU) is up and running. The Psychiatric Health Facility (PHF) at Crestwood is

operating at 95% of its capacity. Evans noted that creating a second PHF would be worthwhile. DHS received \$67M from a BHCIP grant, which will add four Mental Health Rehabilitation Centers (MHRCs) in Sonoma County and 20 SUD beds. These facilities will help people who have been conserved outside of Sonoma County find care closer to home and loved ones.

Measure O Business Seat

Presenter: Alea Tantarelli, Health Program Manager

There is an open business seat and the committee is recommending Colleen O'Neal for appointment to the Board of Supervisors on June 3, 2025.

Measure O Communications

Presenter: Alea Tantarelli, Health Program Manager

A communications consultant may be hired to help promote Measure O news. The Measure O County of Sonoma Mental Health, Addiction and Homeless Services Annual Report for FY 23-24 has also been published.

Measure O Oversight Committee Meeting

Presenter: Alea Tantarelli, Health Program Manager

The next meeting of the Committee will be Wednesday, August 20, 2025.

7. Public Comment on Non-agendized Items: No comments were offered at this juncture.

The meeting adjourned at 6:10 pm.

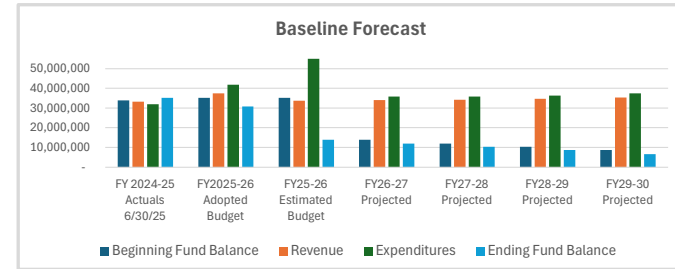
DRAFT Measure O Total Projected Expenditures, Revenue and Fund Balance - All Fund
 FY 2024-25 Actual Through FY 2029-30 Estimated/Projected**

	FY 2024-25 Actuals as of 6/30/25	FY 2025-26 to FY 2029-30 Estimated/Projected
Beginning Fund Balance	33,894,175	35,226,165
Revenue	33,222,097	171,756,629
Expenditures	31,890,107	199,785,159
Net Income/(Loss)	1,331,990	(28,028,530)
Ending Fund Balance (Estimated for FY 2024-25 forward)	35,226,165	7,197,635

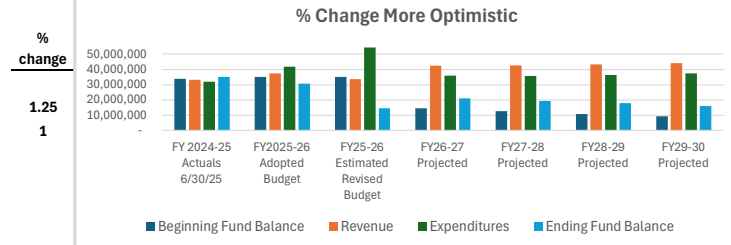
** (This is a DRAFT, has not been audited yet and is subject to change)

DRAFT Measure O All Funds Multi-Year Forecast FY 26-27 to FY 29-30 (Sensitivity Analysis)**

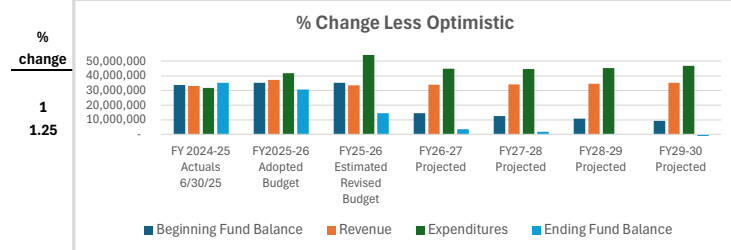
Measure O All Funds Summary Baseline Forecast	FY 2024-25 Actuals 6/30/25	FY2025-26 Adopted Budget	FY25-26 Estimated Budget	FY26-27 Projected	FY27-28 Projected	FY28-29 Projected	FY29-30 Projected
Beginning Fund Balance	33,894,175	35,226,165	35,226,165	14,548,084	12,630,868	10,941,421	9,344,629
Revenue	33,222,097	37,387,904	33,650,083	33,978,227	34,145,422	34,699,172	35,283,725
Expenditures	31,890,107	41,893,656	54,328,164	35,895,443	35,834,869	36,295,964	37,430,719
Ending Fund Balance	35,226,165	30,720,413	14,548,084	12,630,868	10,941,421	9,344,629	7,197,635



More optimistic Revenue Increase/Expenditure Decrease Scenario	FY 2024-25 Actuals 6/30/25	FY2025-26 Adopted Budget	FY25-26 Estimated Revised Budget	FY26-27 Projected	FY27-28 Projected	FY28-29 Projected	FY29-30 Projected
Beginning Fund Balance	33,894,175	35,226,165	35,226,165	14,548,084	12,630,868	10,941,421	9,344,629
Revenue	33,222,097	37,387,904	33,650,083	42,472,784	42,681,778	43,373,965	44,104,656
Expenditures	31,890,107	41,893,656	54,328,164	35,895,443	35,834,869	36,295,964	37,430,719
Ending Fund Balance	35,226,165	30,720,413	14,548,084	21,125,425	19,477,777	18,019,422	16,018,566



Less optimistic Revenue Decrease/Expenditure Increase Scenario	FY 2024-25 Actuals 6/30/25	FY2025-26 Adopted Budget	FY25-26 Estimated Revised Budget	FY26-27 Projected	FY27-28 Projected	FY28-29 Projected	FY29-30 Projected
Beginning Fund Balance	33,894,175	35,226,165	35,226,165	14,548,084	12,630,868	10,941,421	9,344,629
Revenue	33,222,097	37,387,904	33,650,083	33,978,227	34,145,422	34,699,172	35,283,725
Expenditures	31,890,107	41,893,656	54,328,164	44,869,304	44,793,586	45,369,955	46,788,399
Ending Fund Balance	35,226,165	30,720,413	14,548,084	3,657,007	1,982,704	270,638	(2,160,045)



** (This is a DRAFT, has not been audited yet and is subject to change)

DRAFT All Measure O - Fund Balance Summary**

Category	FY 2024-25 Actuals as of 6/30/25	FY2025-26 Adopted Budget	FY2025-26 Estimated Budget	FY2026-27 Projected	FY2027-28 Projected	FY2028-29 Projected	FY2029-30 Projected
Special Revenues FUND BALANCE							
1 Behavioral Health Facilities	3,226,015	5,658,342	5,658,342	5,755,012	7,746,331	9,726,210	11,713,047
2 Emergency Psych/Crisis Services	12,933,244	11,250,102	11,250,102	1,473,299	(1,750,831)	(5,552,584)	(9,771,254)
3 Mental Health SUD Outpatient Services	13,657,427	14,741,921	14,741,921	7,495,869	5,555,232	4,489,904	3,745,356
4 Behavioral Health Homelessness Care Coord	3,531,752	2,993,400	2,993,400	(746,739)	514,125	1,724,062	3,123,671
5 Transitional Permanent Supportive Housing (PSH)	545,737	582,400	582,400	570,643	566,011	553,829	533,809
Total Beginning FUND Balance by Category	33,894,175	35,226,165	35,226,165	14,548,084	12,630,868	10,941,421	9,344,629
Measure O Revenue							
1 Behavioral Health Facilities	7,098,637	8,166,132	7,365,619	7,459,325	7,599,967	7,770,497	7,942,624
2 Emergency Psych/Crisis Services	14,513,117	16,459,973	14,626,747	14,767,103	14,794,895	15,016,818	15,242,070
3 Mental Health SUD Outpatient Services	6,326,365	6,801,035	6,300,878	6,296,578	6,248,223	6,293,920	6,358,921
4 Behavioral Health Homelessness Care Coord	4,622,203	5,285,804	4,687,152	4,762,397	4,799,627	4,905,194	5,017,411
5 Transitional Permanent Supportive Housing (PSH)	661,775	674,960	669,687	692,824	702,710	712,743	722,699
Total Revenue	33,222,097	37,387,904	33,650,083	33,978,227	34,145,422	34,699,172	35,283,725
Expenditures (Funds from Special Revenues to Operating)							
1 Behavioral Health Facilities	4,666,310	7,136,155	7,268,949	5,468,006	5,620,088	5,783,660	5,961,020
2 Emergency Psych/Crisis Services	16,196,259	21,233,006	24,403,550	17,991,233	18,596,648	19,235,488	19,900,432
3 Mental Health SUD Outpatient Services	5,241,871	9,424,449	13,546,930	8,237,215	7,313,551	7,038,468	7,224,961
4 Behavioral Health Homelessness Care Coord	5,160,555	3,419,688	8,427,291	3,501,533	3,589,690	3,505,585	3,593,224
5 Transitional Permanent Supportive Housing (PSH)	625,112	680,358	681,444	697,456	714,892	732,763	751,082
Total Expenditures	31,890,107	41,893,656	54,328,164	35,895,443	35,834,869	36,295,964	37,430,719
Net Income/(Loss)	1,331,990	(4,505,752)	(20,678,081)	(1,917,216)	(1,689,447)	(1,596,792)	(2,146,994)
Ending Fund Balance Available for Budgeting by Category							
1 Behavioral Health Facilities	5,658,342	6,688,319	5,755,012	7,746,331	9,726,210	11,713,047	13,694,651
2 Emergency Psych/Crisis Services	11,250,102	6,477,069	1,473,299	(1,750,831)	(5,552,584)	(9,771,254)	(14,429,616)
3 Mental Health SUD Outpatient Services	14,741,921	12,118,507	7,495,869	5,555,232	4,489,904	3,745,356	2,879,316
4 Behavioral Health Homelessness Care Coord	2,993,400	4,859,516	(746,739)	514,125	1,724,062	3,123,671	4,547,858
5 Transitional Permanent Supportive Housing (PSH)	582,400	577,002	570,643	566,011	553,829	533,809	505,426
One time accounting adjustment*							
Ending Fund Balance Available for Budgeting	35,226,165	30,720,413	14,548,084	12,630,868	10,941,421	9,344,629	7,197,635

** (This is a DRAFT, has not been audited yet and is subject to change)